



TB219

FULL HYDRAULIC COMPACT EXCAVATOR

Machine Weight : 1995kg

TAKEUCHI

Takeuchi's Guiding Principle - **STRE**



OPERATOR COMFORT

Fully Adjustable Suspension Seat

Provides for long days of productive work with minimal operator fatigue.

Radio with Auxiliary Jack for MP3 Player (Cabin)



SAFETY

ROPS/FOPS/TOPS Certified
(Cabin/Canopy)
Roll-Over Protective Structure / Falling Objects Protective Structure / Tip-Over Protective Structure

Console Safety Lockout Lever(s)

Disable travel and operating controls for safe entry and exit of the machine.



EASE OF OPERATION

Heavier Counterweight

Is equipped as standard specification. It improves the machine's operating stability with not only the Long Stick Arm (LSA) but also the Standard Arm. No extra counterweight needed.



Hydraulically Adjustable Track Frame

Provides the best-in-class track frame width in the widest position for greater stability when operating. The retractable track frame gives the operator ability to pass through narrow openings and to move in confined areas.

Simple Pin Style Dozer Blade

Enables effortless width adjustment of dozer blade without tools.



STRENGTH and COMFORT



(Photo:Canopy)




ENVIRONMENTAL SENSITIVITY

Emissions Compliant Diesel Engine (3TNV70)

Significantly reduces noise emission levels for minimal disturbance in urban areas and complies with the most stringent worldwide exhaust emission standards including EPA Tier 4.

Highly Efficient Hydraulic Oil Filtration System

Allows for extended hydraulic oil drain intervals of 4000 hours when Genuine Takeuchi Hydraulic Oil is used exclusively. This reduces maintenance cost and the environmental impact associated with used oil disposal.



OPTIONS

Boom/Arm Holding Valve

When activated stops the boom / arm from accidental fall.

Control Lever Pattern Selector

Provides the ability to select suitable control lever patterns.

Steel Tracks

Travel Alarm

Long Stick Arm

Double Element Air Cleaner

Battery Switch

Stop Valve for Breaker

Breaker



In 1970 TAKEUCHI developed the world's first 2-ton class compact excavator (TB1000) having an independent boom swing structure. These so called mini shovels attracted a great deal of attention in the construction industry and opened an entirely new opportunity in global market.



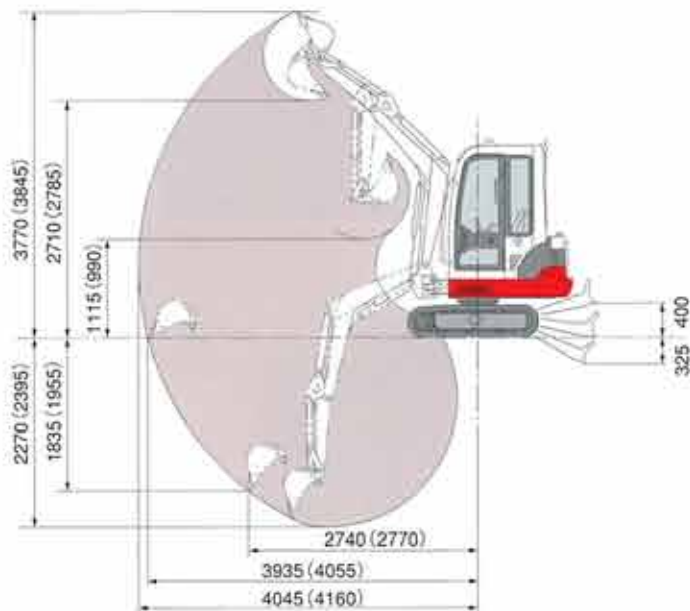
TB219

FULL HYDRAULIC COMPACT EXCAVATOR

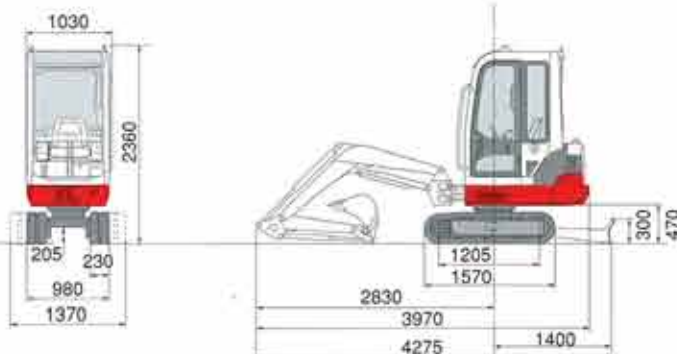
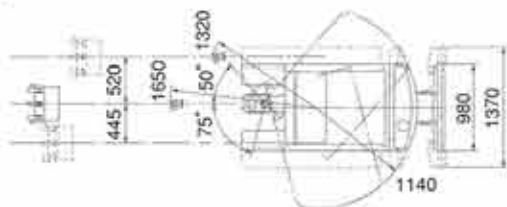


Canopy

OPERATING RANGES STANDARD ARM (LONG ARM) : mm



MACHINE DIMENSIONS : mm



Weight			
Machine Weight	kg	Canopy	Cabin
		1870	1995
Bucket			
Bucket Capacity (Heaped)	m ³	0.046 (Heaped)	
Bucket Width	mm	440	
Dozer Blade			
Width x Height	mm	980 / 1370 x 300	
Operating Range Up / Down	mm	400 / 325	
Diesel Engine (Water-Cooled)			
Model		3TNV70	
Cylinders / Type		3 / 4CYCL	
Rated Power	kW	11.5 / 2.500 min ⁻¹	

SPECIFICATIONS TB219 (Cabin, Rubber Tracked, Standard Arm, Breaker Piping Standard)

Maximum Torque	N·m	48.4 - 52.7	
Displacement	mL	854	
Engine Coolant	L	4	
Engine Oil	L	2.8	
Fuel Tank	L	24	
Electric System		12V / 40A	
PERFORMANCE			
Traction Speed	km/h	2.4 / 4.0	
Upper Slew Speed	min ⁻¹	8.7	
Gradeability	degrees	30°	
Max Dig power Bucket	kN	16	
Max Dig power Arm	kN	11.4	
Ground Pressure	kPa	Canopy	Cabin
		31.1	33.1
OFF-SET DIG FUNCTION			
Type		Boom Swing	
Swing Angle RH / LH (Cabin)		50° / 75°	
HYDRAULIC SYSTEM			
Pump type		Variable x 2 + Gear x 1	
Set Pressure	MPa	20.6 x 2 + 18.0 x 1	
Discharge	L/min	20.0 x 2 + 11.3 x 1	
Slew Motor		Orbit	
Traction Motor		Axial Piston	
Hydraulic Capacity	L	23	

TAKEUCHI

WORLD CREATOR OF COMPACT EXCAVATOR
TAKEUCHI MFG.CO.,LTD.
 205, Uwadaira, Sakaki-machi, Hanishina-gun,
 Nagano 389-0605, Japan
 Phone (81)268-81-1112
 Telefax (81)268-81-1121
 URL <http://www.takeuchi-mfg.co.jp>
 E-mail: marketing@takeuchi-mfg.co.jp

Semco™

Equipment Sales

1800 685 525

www.semco-group.com.au